

“LEADER IN RESEARCH CARE PRODUCTS FOR OVER 60 YEARS”



(800) 323-7366 • (847) 537-9320 • Fax (847) 537-9061

www.suburbansurgical.com

sales@suburbansurgical.com

275 Twelfth Street, Wheeling, IL 60090

Section 14

Stainless Steel Operating Tables

*SELECTION, QUALITY, DURABILITY ...
SUBURBAN SURGICAL OFFERS ALL THIS AND MORE!*



Regal Electric Lift, Electric Tilt Heated Flat-Top Operating Table



Classic Pedestal Manual Tilt Heated Flat-Top Operating Table



Elite Hydraulic Lift, Manual Tilt Flat-Top Operating Table

Stainless Steel Operating Tables

Your surgery style and patient requirements are unique to your practice. The features offered on one operating table may not be the features *you* require most. That's why we have used our unequalled stainless steel fabricating expertise to design a wide selection of operating tables. You're sure to find one to meet your unique surgery requirements as well as your facility budget.

First, you can choose either a Flat or a V-style Operating Table Top. Then, decide if your patients will benefit from the comfort of a Heated Operating Table Top.

Next, select the type of base you prefer from our most economical Classic Pedestal base with a manual tilt mechanism to our top-of-the-line Regal heavy-duty electric lift and tilt base. And each table combination is available in two lengths; either 46.375-in. or 58.375-in. (117.79 cm or 148.27 cm) long.

Each table also features our Access-A-Rail Tie-down System for even greater positioning and accessorizing flexibility.

That adds up to 24 different table variations all designed to give you the features you need and the quality you deserve.



Regal Electric Lift, Electric Tilt Heated V-Top Operating Table



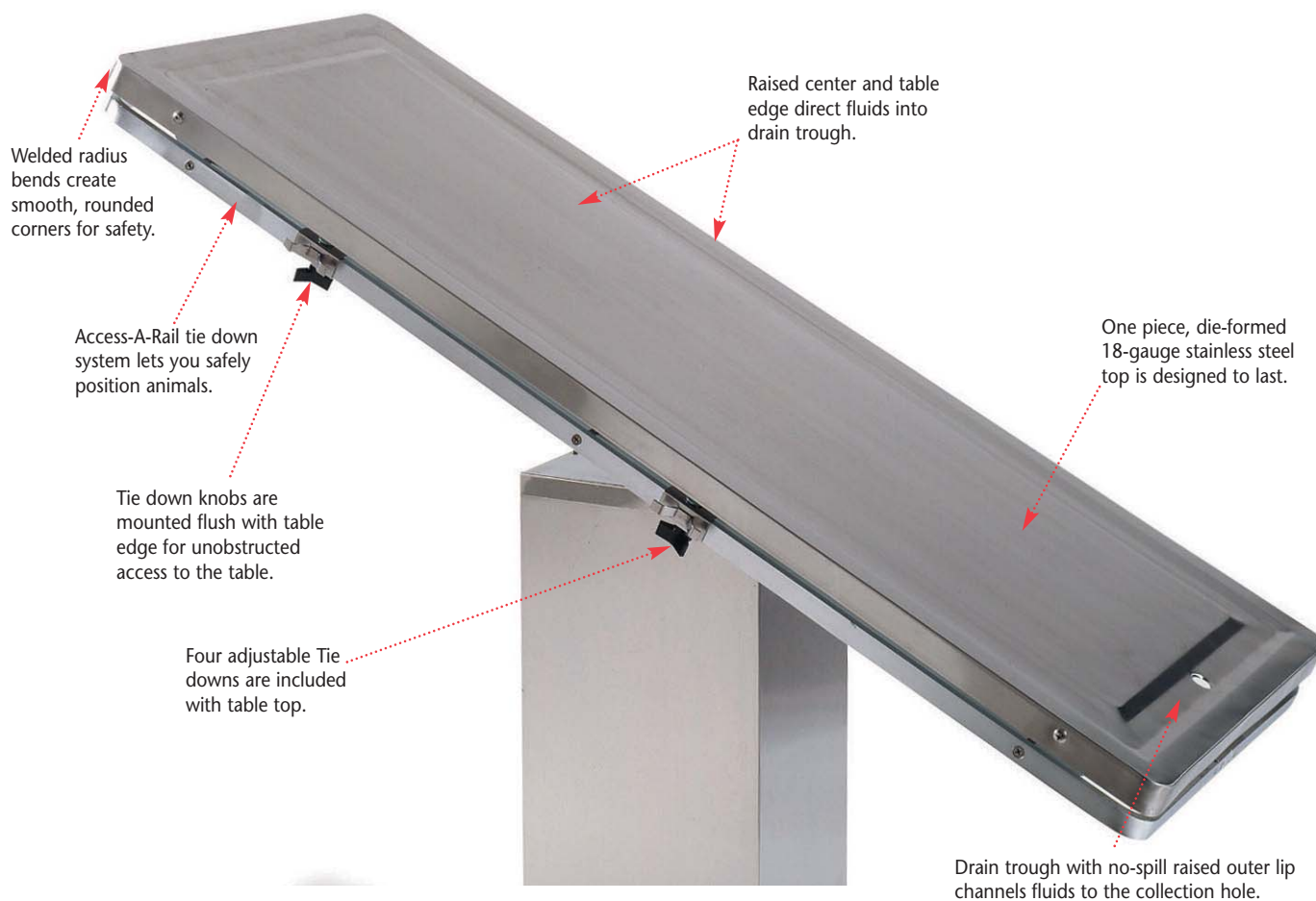
Classic Pedestal Manual Tilt V-Top Operating Table



Elite Hydraulic Lift, Manual Tilt Heated V-Top Operating Table

Stainless Steel Operating Table Tops

CHOOSE AN OPERATING TABLE TOP ...



Flat Operating Table Top

Our Flat Operating Table Top is simply the strongest operating table top available today. It is ideal for most procedures.

The uniquely designed rigid stainless steel top has a slightly raised center to direct fluids to a trough at the outer edge of the table top surface. The trough then channels fluids to the drain/collection hole at one end to allow fluids to drain away from your operating site. For comfort and safety, all our Flat Operating Table Tops have smooth, rounded corners and a satin finish that is easy on the eyes even with bright operating lighting. Stainless steel top is flanged down and hemmed to eliminate any sharp edges.

Our Operating Table Tops also feature our Access-A-Rail Tie-down System to help you keep animals safely positioned during surgical procedures.



Stainless Steel Operating Table Tops



V-style Operating Table Top

For procedures requiring precise animal positioning, choose a V-style Operating Table Top. Features two die-formed stainless steel table leaves which can be positioned independently to let you create the angle that holds the animal just right for the procedure. Locking/release knobs on both table leaves are located at each end of the table for convenience. Satin finish is easy on the eyes even with bright operating lighting.

Drain trough under the center of table directs fluids to a drain/collection hole to keep the operating site clear. Table Top leaves can be removed to allow you to remove the drain trough for cleaning. Our Table Tops also feature our Access-A-Rail Tie-down System to help you keep animals safely positioned during surgical procedures.



Heated Operating Table Tops

Both our Flat or V-style Operating Table Tops are available in a Heated Style to help your patients maintain a constant body temperature during procedures. Continuous, even heat is distributed over the Table Top surface for greater animal comfort. The temperature you select is shown in the LCD display, and an indicator light shows when the temperature is reached. Control unit is mounted conveniently under the top edge of the Operating Table. Requires 120V AC ▲ power.



▲ 220V requires step-down transformer. Contact SSCI.

Stainless Steel Operating Table Bases

SELECT AN OPERATING TABLE BASE . . .

Classic Pedestal Operating Table Base

Our simplest, most economical Operating Table Base has a fixed height and a manual table top tilt mechanism. Mounting bracket/tilt mechanism is made entirely of stainless steel for unsurpassed strength and durability. Table top may be locked in any position from horizontal to near vertical.

Positive locking handle ensures table top stays at the desired angle.

Chrome-plated 5-in. (12.70cm) diameter column provides rigid support.

Flat base may also be used as a footrest.

Weighted stainless steel base provides superior stability.

Manual dual-tilt mechanism is made entirely of stainless steel for durability.

Adjustable floor levelers on all four corners help ensure table is steady. Order optional casters for mobility.




Stainless Steel Operating Table Bases

Elite Operating Table Base

Select the Elite Base for an adjustable height table with a manual tilting top. Convenient pump-action foot pedals activate the hydraulic lifting mechanism to smoothly raise and lower the table. Table top also may be rotated a full 360 degrees.


Mounting bracket/tilt mechanism is made entirely of stainless steel for unsurpassed strength and durability. Table top may be locked in any position from horizontal to near vertical.



Stainless Steel Operating Table Bases

Regal Operating Table Base

The electric height adjustment and electric tilting mechanism on our Regal Base give you greater positioning convenience. Electrically operated pedals activate the screw lifting mechanism to smoothly raise and lower the table and tilt and lock the table top at any angle from horizontal to near vertical. Mounting bracket/tilt mechanism is made of stainless steel for unsurpassed strength and durability. For added convenience, a heavy-duty 120V AC ▲ electrical outlet is built into base to power surgical accessories during procedures or provide power for a Heated Operating Table Top.



▲ 220V requires step-down transformer. Contact SSCI.

Classic Pedestal Operating Tables

Designed with

simplicity in mind, our Classic Pedestal Operating Tables feature a durable, stainless steel manual tilt mechanism for quick and easy adjustments. Select either Flat Operating Top or V-style Operating Top styles with or without heat.

All Flat-Top table styles are available in either a 46.375-in. (117.79cm) wide model or 58.375-in. (148.27 cm) wide model and have a fixed table height of 36.50-in. (92.71cm) from the floor.

All V-Top table styles are available in either a 46-in. (116.84cm) wide model or 58-in. (147.32cm) wide model and have a fixed table height of 38.00-in. (96.52cm) from the floor.



Classic Pedestal Flat-Top Operating Table



Our Access-A-Rail Tie-down System offers greater positioning flexibility as well as convenient access to surgical accessories during procedures.

Classic Pedestal Flat-Top Operating Tables

All tables measure 46.375-in. (117.79cm) or 58.375-in. (148.27cm) wide x 36.50-in. (92.71cm) high x 22.375-in. (56.83cm) deep overall.



Classic Pedestal V-Top Operating Table

P/N	DESCRIPTION
46.375-in. (117.79cm) wide tops	
13131-02-HDFPDL	Classic Pedestal Flat Top Table with Access-A-Rail System
13133-02-HDFPDL	Classic Pedestal Heated Flat-Top Table, 120V AC ▲ with Access-a-Rail System
58.375-in. (148.27cm) wide tops	
13131-02-IZFPDL	Classic Pedestal Flat Top Table with Access-a-Rail System
13133-02-IZFPDL	Classic Pedestal Heated Flat-Top Table, 120V AC ▲ with Access-a-Rail System

Classic Pedestal V-Top Operating Tables


All tables measure 46.00-in. (116.84cm) or 58.00-in. (147.32cm) wide x 38.00-in. (96.52cm) high x 18.65-in. (47.37cm) deep overall.

P/N	DESCRIPTION
46-in. (116.84cm) wide tops	
13135-02-HDFPCX	Classic Pedestal V-Top Table with Access-A-Rail System
13137-02-HDFPCX	Classic Pedestal Heated V-Top Table, 120V AC ▲ with Access-A-Rail System
58-in. (147.32cm) wide tops	
13135-02-IZFPCX	Classic Pedestal V-Top Table with Access-A-Rail System
13137-02-IZFPCX	Classic Pedestal Heated V-Top Table, 120V AC ▲ with Access-A-Rail System

▲ 220V requires step-down transformer. Contact SSCL.



Elite Operating Tables



The Elite Table is the one to choose when your needs require different table heights for different procedures or surgeons. Convenient pump-action foot pedals let you change the table height quickly and easily. Locking handle ensures the table stays at the desired height. Durable, stainless steel manual tilt mechanism with quick lock/release handle lets you change the table top angle from horizontal to almost vertical and rotate it 360 degrees to meet your needs. Select either Flat-Top or V-Top styles with or without heat. All Flat-Top table styles are available in either a 46.375-in. (117.79cm) wide model or a 58.375-in. (148.27cm) wide model. All V-Top table styles are available in either a 46-in. (116.84cm) wide model or 58-in. (147.32cm) wide model.

Elite Flat-Top Operating Tables

All tables measure 46.375-in. (117.79cm) or 58.375-in. (148.27cm) wide and can be raised or lowered from 33.50-in to 45.50-in (85.10cm to 115.60cm) high x 22.375-in. (56.83cm) deep overall.

P/N	DESCRIPTION
46.375-in. (117.79cm) wide tops	
13161-02-HDAADL	Elite Flat-Top Operating Table with Access-a-Rail System
13163-02-HDAADL	Elite Heated Flat-Top Operating Table, 120V AC ▲ with Access-a-Rail System
58.375-in. (148.27cm) wide tops	
13161-02-IZAADL	Elite Flat-Top Operating Table with Access-a-Rail System
13163-02-IZAADL	Elite Heated Flat-Top Operating Table, 120V AC ▲ with Access-a-Rail System

Elite V-Top Operating Tables

All tables measure 46.00-in. (116.84cm) or 58.00-in. (147.32cm) wide and can be raised or lowered from 35.00-in to 47.00-in (88.90cm to 119.40cm) high x 18.65-in. (47.37cm) deep overall.

P/N	DESCRIPTION
46-in. (116.84cm) wide tops	
13165-02-HDAACX	Elite V-Top Operating Table with Access-a-Rail System
13167-02-HDAACX	Elite Heated V-Top Operating Table, 120V AC ▲ with Access-a-Rail System
58-in. (147.32cm) wide tops	
13165-02-IZAACX	Elite V-Top Operating Table with Access-a-Rail System
13167-02-IZAACX	Elite Heated V-Top Operating Table, 120V AC ▲ with Access-a-Rail System

▲ 220V requires step-down transformer. Contact SSCI.

Regal Operating Tables

Regal Flat-Top Operating Table



Adjusting the table height and table top angle is easy with our electrically powered Regal Tables. Just a touch of a pedal allows you to conveniently lift, lower and tilt the table top. Regal Tables feature a screw lifting mechanism and screw tilt mechanism, both designed to hold the table top steady at the height and angle you select.

Regal Tables also feature a 120V AC ▲ outlet built into the base to allow you to power surgical accessories during procedures.

Choose either Flat-Top or V-Top styles with or without heat. All Flat-Top table styles are available in either a 46.375-in. (117.79cm) wide model or a 58.375-in. (148.27cm) wide model. All V-Top table styles are available in either a 46-in. (116.84cm) wide model or 58-in. (147.32cm) wide model.



Our Access-A-Rail Tie-down System offers greater positioning flexibility as well as convenient access to surgical accessories during procedures.

Regal Flat-Top Operating Tables

All tables measure 46.375-in. (117.79cm) or 58.375-in. (148.27cm) wide and can be raised or lowered from 31-in to 43-in (78.74cm to 109.22cm) high x 22.375-in. (56.83cm) deep overall.

P/N	DESCRIPTION
46.375-in. (117.79cm) wide tops	
13191-00-HDAADL	Regal Flat-Top Operating Table, 120V AC ▲ with Access-a-Rail System
13196-00-HDAADL	Regal Heated Flat-Top Operating Table, 120V AC ▲ with Access-a-Rail System
58.375-in. (148.27cm) wide tops	
13191-00-IZAADL	Regal Flat-Top Operating Table, 120V AC ▲ with Access-a-Rail System
13196-00-IZAADL	Regal Heated Flat-Top Operating Table, 120V AC ▲ with Access-a-Rail System

Regal V-Top Operating Tables

All tables measure 48.125-in. (122.24cm) or 60.125-in. (152.72cm) wide and can be raised or lowered from 32.50-in to 44.50-in (82.55cm to 113.03cm) high x 19-in. (48.26cm) deep overall.

P/N	DESCRIPTION
46-in. (116.84cm) wide tops	
13201-00-HDAACX	Regal V-Top Operating Table, 120V AC ▲ with Access-a-Rail System
13206-00-HDAACX	Regal Heated V-Top Operating Table, 120V AC ▲ with Access-a-Rail System
58-in. (147.32cm) wide tops	
13201-00-IZAACX	Regal V-Top Operating Table, 120V AC ▲ with Access-a-Rail System
13206-00-IZAACX	Regal Heated V-Top Operating Table, 120V AC ▲ with Access-a-Rail System



Regal V-Top Operating Table

▲ 220V requires step-down transformer. Contact SSCI.



Accessories For Operating Tables



Thoracic Positioner

An essential accessory for positioning smaller animals on our Flat Top Operating Tables. Made of our high quality stainless steel with non-skid feet for safety.

P/N	DESCRIPTION	
	Inches	Centimeters
13220-00-BPANBV	12W x 3.5H x 10.5D	30.48W x 8.89H X 26.67D



Operating Table Casters

Rubber casters add mobility to any of our Operating Tables to let you move the table wherever you need it within your facility. Wheel brakes on all casters ensure the table stays where you want it. Four casters are required.

P/N	DESCRIPTION
C010-23061001-CH000	Nickel-plated Casters, 3-in. (7.62cm) diameter



Head Extension for V-Top Table

Stainless steel extension attaches easily to your V-style Operating Table Top to allow you to comfortably accommodate larger animals. Removes quickly and easily when not needed.

P/N	DESCRIPTION	
	Inches	Centimeters
13221-00-CIAFBX	12.5W X 15.25D	31.75W x 38.73D



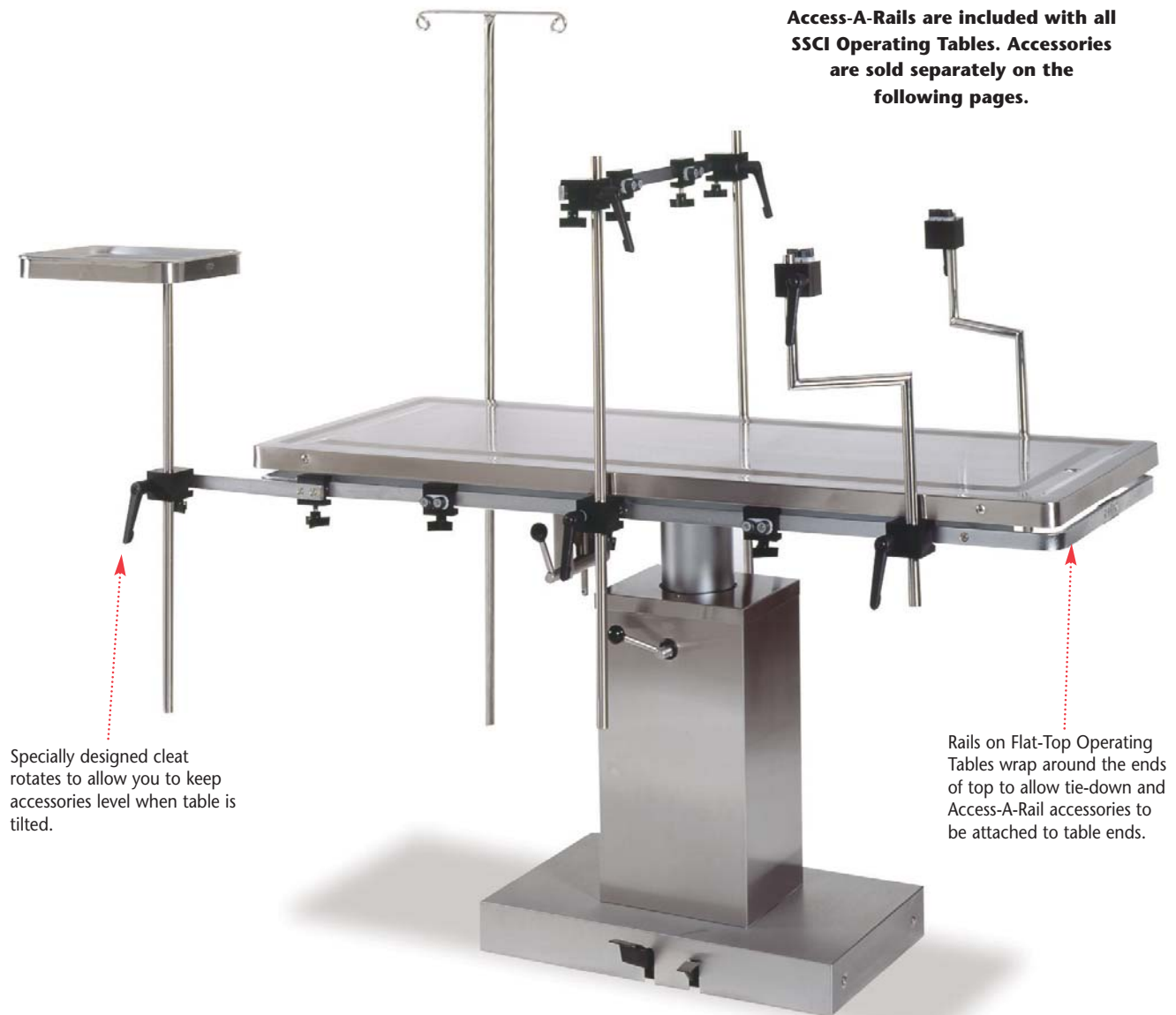
Dual-Tilt Retrofit Kit for Classic & Elite Operating Tables

Stainless steel dual-tilt mechanism allows you to convert your existing Classic or Elite Operating Table to tilt from 20° on one side to +45° on the other side. See page 9 in this section.

P/N	DESCRIPTION
13222-02-AAAAAA	Dual-Tilt Retrofit Kit

Access-A-Rail Operating Table System

ANOTHER SSCI EXCLUSIVE —THE ACCESS-A-RAIL TIE-DOWN SYSTEM



Versatile Access-A-Rail operating table accessorizing rails make surgery so much easier. Wrap-around rails accommodate cam cleat tie downs and a selection of accessories specially designed to keep surgical supplies close at hand. Unique design even allows most accessories to remain level when the table is tilted.

Choose from our wide selection of accessories shown on the following pages to make your operating table fully functional for your needs.

Access-A-Rail Operating Table System



Adjustable Height Cam Cleat Tie-downs

Designed to give you greater positioning flexibility. Includes adjustable-height stainless steel arms with cleats to attach to Access-A-Rails and two Cam Cleat Tie-downs for positioning patients. Package of two.

P/N	DESCRIPTION
13237-00-AAAAAA	Pkg. of two Adjustable-height Cam Cleat Tie-downs



Over-the-Table Restrainer Assembly

Stainless steel supports attach to Access-A-Rails and hold a stainless steel rail that spans the width of your Operating Table to give you upper restraint capability when needed. Supports and upper rail adjust in height for exceptional flexibility. Includes four rail cleats. To use as shown here, order two additional Cam Cleat Tie-downs below.

P/N	DESCRIPTION
13242-00-AAAAAA	Over-the-Table Restrainer Assembly



Cam Cleat Tie-downs

Order additional Cam Cleat tie-downs to get even more versatile positioning capability from your Access-A-Rail Operating Table System and accessories. Package of two cam cleats.

P/N	DESCRIPTION
13236-00-AAAAAA	Package of two Cam Cleat Tie-downs

Access-A-Rail Operating Table System



Stainless Steel Rail Extension

A Rail Extension allows you to place Tie-downs or other accessories slightly away from the table and give you better access to the surgical site. Includes cleat for attaching to Access-A-Rails.

P/N	DESCRIPTION
13232-00-CHAAAA	Pkg. of two Rail Extensions with Cleats



Stationary Instrument Table P/N
13240-00-AAAAAA



Pivoting Instrument Table P/N
13241-00-AAAAAA

Stainless Steel Adjustable Height Instrument Tables

Attach an Instrument Table directly to your Access-A-Rail Operating Table System to keep supplies close at hand and free up floor space around the Operating Table.

Stationary Instrument Table remains parallel to Operating Table Top, and is designed for procedures that do not require tilting the Table Top.

Pivoting Instrument Table has a specially designed cleat to keep table parallel to the floor even when Operating Table Top is tilted. Both styles adjust in height for convenience. Tray removes easily for organizing supplies before procedures and for cleaning. For greater convenience, order additional trays below.

P/N	DESCRIPTION
13240-00-AAAAAA	Stationary Instrument Table
13241-00-AAAAAA	Pivoting Instrument Table
021902P	Extra Instrument Table Trays



Stationary IV Pole
P/N 13238-00-AAAAAA



Pivoting IV Pole
P/N 13239-00-AAAAAA

Stainless Steel Adjustable Height IV Poles

Two-hanger IV Poles attach directly to your Access-A-Rail Operating Table System to free up floor space around the Operating Table.

Stationary IV Pole remains parallel to Operating Table Top, and is designed for procedures that do not require tilting the Table Top.

Pivoting IV Pole has a specially designed cleat to keep the pole perpendicular to the floor even when Operating Table Top is tilted. Both styles adjust in height for optimum delivery of IV solutions.

P/N	DESCRIPTION
13238-00-AAAAAA	Stationary IV Pole
13239-00-AAAAAA	Pivoting IV Pole



www.suburbansurgical.com